

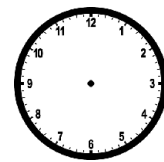
Sol-AR™ Tag/App Directions Version 1.25

Tags available for the full application:

- 1 Large Solar System tag
- 1 Sun tag
- 8 Planet tags
- 1 Gravity tag
- 1 Sun2 tag
- 1 Earth2 tag

Download: Go to the Apple app store or Google Play. Search for “VIZITECH”. Download and install the “Sol-AR™ System - Full” app for your device.

Use: This app utilizes the device camera to access targets and view instructional material embedded in each target. Some of the exercises refer to analog clock positions as a point of reference for proper placement of tags. Review those clock positions on the clock diagram.



Place tags on a flat surface with even, indirect lighting. Tap the Sol-AR™ icon on your device to launch the application and then follow the prompts. For better performance and to prevent tag warping, it is preferable to glue the individual printed tags to individual rigid squares such as foam-core. **Make sure each tag has a small white border on the outer edge, or they will not function.** When you are ready to begin an exercise, point the device camera at the associated tags and begin. For accurate operation, if a tag has an arrow printed on it, then the arrow **MUST ALWAYS** point to the left.

Instructions for individual tags:


- **Large Solar System Tag:** Displays the Galaxy, Sun, Planets and asteroids of the solar system. The planet tags do not have the name of the planet printed on them to encourage students to explore the correct planet order through the app. Use this tag to zoom in to see and interact with the asteroids, and zoom out to see the galaxy.
- **1 Sun Tag & 8 Planet Tags:** Used to display the Sun and planets above each respective tag. Used in activity to establish the order of planets.
- **Gravity Tag:** Used to display gravity activity when placed beside individual planet tag.
- **Sun2 and Earth2 Tags:** Used to display Moon phases, eclipses, and season activities.

This app is designed to be used with the course book which includes many activities. By using the courseware booklet, users are able to accomplish activities that are aligned with NGSS and CCGPS Earth Science Standards for Elementary and Middle School.

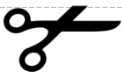
To purchase the courseware booklet please contact Vizitech USA at 706-749-8099 or visit our website at www.vizitechusa.com.

Sol-AR™ System Target Tags:

Below are all of the Sol-AR™ tags you will need to explore the exercises and the solar system.



This Sol-AR tag allows all planets of the Solar System to be viewed from one target.



Large Sol-AR tag shows whole solar system



This is the EARTH2 Sol-AR tag.





This is the SUN2 Sol-AR tag.





Earth
Sol-AR tag



Venus
Sol-AR tag




Mercury
Sol-AR tag



SUN
Sol-AR tag




Uranus
Sol-AR tag



Saturn
Sol-AR tag




Jupiter
Sol-AR tag




Mars
Sol-AR tag



Neptune
Sol-AR tag



Gravity
Sol-AR tag



This is a product of Vizitech USA, LLC.

Sol-AR™ System is a Trademark of Vizitech USA, LLC.

Copyright © 2015, Vizitech USA, LLC, All Rights Reserved.